



Summer 2008

PROGRAM SCHEDULE FOR 2008

July 8	BBS Jewelry Fashion Show—Bring Your Jewelry to Model Also Pot Luck Dinner—Bring a dish
August	Summer Break—No Scheduled Meeting for August
September 9	Begins our new BBS year—Program TBA
October 14	Regular Meeting—Program TBA
REMINDER—Possible bus trip to New York's bead and metal supplies district in October (More information—page 3)	

Workshops Coming Up

July 17	Free-form Peyote Stitch Bracelet — Instructor Terri Wright
August	Summer Break—No Scheduled Classes
September 18	Bead Crochet Part 1— Instructor Carolyn Schaefer (Learning the stitch)
October 16	Bead Crochet Part 2— Instructor Carolyn Schaefer (Making a project with the stitch)
November 20	Beginning Bead Work—Tentative— if there is interest

The Baltimore Bead Society

Objectives

The objectives of the Baltimore Bead Society shall be to study beads and bead-working techniques and to disseminate knowledge acquired. The BBS is a non-profit, educational corporation allowed by law under IRS Section 501(c)(3).

Meeting Information

We meet the second Tuesday of each month at the Howard County Center for the Arts, 8510 High Ridge Road, Ellicott City, Maryland. Doors open 6:15 to 7:00 pm for sign-in, sign up for workshops, purchase books, refreshments and socializing, etc. Our business meeting starts at 7:00 pm and the scheduled Program starts immediately after. Our mailing address is: The Baltimore Bead Society, 8510 High Ridge Road, Ellicott City, MD 21043 or for further information call Nancy Ennis (410-465-0506). The \$25.00 annual membership dues include 4 newsletters, educational meetings, 1 program workshop and the use of our expanding library.

Newsletter Contributions

Advertising material should be of camera ready quality and can be black and white or color. Photos of excellent quality are accepted. Articles that are typed, faxed, and/or e-mailed are accepted. For users of computers, a .txt file on a 3.5" floppy from a PC computer is also acceptable. Forward all these to Nancy Coon, via E-mail to nancy.coon@jhuapl.edu

Newsletter Information

Opinions expressed in the BBS Newsletter are those of the writers. The newsletter is published quarterly. It is produced in Microsoft Publisher program on a Windows PC.

Advertising Rates

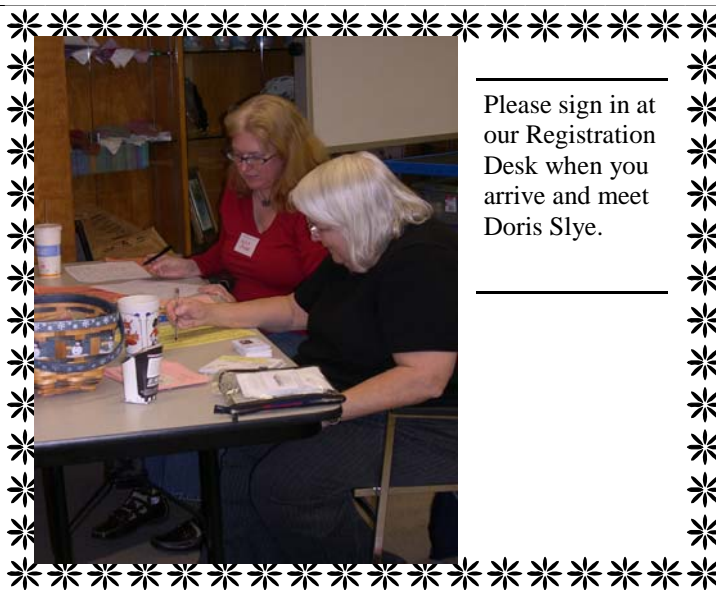
Business Card Size—\$15.00	1/4 Page Ad - \$25.00
1/2 Page Ad - \$40.00	Full Page Ad - \$75.00

Classified Ads

If you have any beads, display equipment or tools you want to sell, why not try a classified ad. Cost \$5.00 per newsletter.

Copy and Ads Deadlines

Check with Nancy Coon.



Please sign in at our Registration Desk when you arrive and meet Doris Slye.

BOARD MEMBERS 2007-2008

President

Nancy Ennis ❖ 410-465-0506 ❖ nennis@comcast.net

Vice-President, Program Coordinator

Terri Wright ❖ 410-772-0953 ❖ terriwright@comcast.net

Corresponding Secretary

Bette Koger ❖ 410-298-1608 ❖ bettek38@msn.com

Recording Secretary

Gay Durland ❖ 410-992-3875 ❖ DurlaKat1@aol.com

Treasurer

Patricia Baker ❖ 443-326-1365 ❖ patriciabaker18@hotmail.com

Membership/Greeter

Doris Slye ❖ 410-923-2811 ❖ n3tgb@aol.com

Showcase

Patricia Baker ❖ 443-326-1365 ❖ patriciabaker18@hotmail.com

Refreshments

Vicky Blauch ❖ 410-547-9240 ❖ vblauch@comcast.net

Librarian

Judy Goodyear ❖ 410-429-4947 ❖ goodyearstambaugh@msn.com

Workshops

Bonnie Dunn ❖ 410-578-1728 ❖ beadweaver3@yahoo.com

Newsletter Editor

Nancy Coon ❖ 410-531-2061 ❖ nancy.coon@jhuapl.edu

Photos

Norma Galinn ❖ 410-828-8292 ❖ nig0011@comcast.net



Welcome New Members

New Members since
last Newsletter

Daisy Atkinson
Madonna C. Perry
Pornpilai Boonn
Joan Hatfield
Linda Akers
Susan Miller
Jacqueline Broy
Karen Plunkett
Melanie Edmondson
Sally D'Albora

Next Class features **Free-form Peyote Bracelet**
offered on July 17—Instructor: Terri Wright



Kits available from \$20 to \$48—please see instructor for more information if you are interested in these kits. Must sign up at regular meetings or by contacting Bonnie Dunn at 443-604-1245 for classes. Supplies to bring for this workshop -- beading tray or cloth, scissors, Fireline, and wax. You will learn a new technique for working with Fireline.

New York Bus Trip

There is a bus trip to New York's bead and metal supplies district coming up on Friday, October 17th. Tickets will be \$55/person round-trip. Trip coordinator is Mary Schreuder (410)337-7414. maryschreuder@yahoo.com if you need further information.

SHOWCASE SCHEDULE

"Summer by the Sea"

The showcase theme is "Summer by the Sea", featuring jewelry with turquoise, coral and creamy white shades, possibly pearls, shells, coral, etc. Stop by and see the new showcase display.

Thanks for your support

Pat Baker

Showcase Chair

NEW THIS YEAR

Additional BBS Meeting Day— 1st Saturday of the Month

Check out our new, monthly venue for our intermediate and advanced members - a creative, advanced design forum on the first Saturday of every month.

Recently, there have been many programs and workshops geared specifically for our many beginner beaders. The BBS Board has decided that we need to provide a regular meeting day each month and a contemplative, yet invigorating setting for the more independent, advanced members who are working on individual, unique projects or competitions, and who could benefit from collaborative thinking with other innovative beaders and jewelry artists. There will be no instruction – this is time set aside for designing new pieces and new projects in a supportive environment with others doing the same.

Several times a year, there will be an all-day class offered by a well-known jewelry artist that will take place during the new Saturday advanced program time that will be offered to all interested BBS members.

SHOWCASE GUIDELINES

Please make a list of the items you are submitting and the price for each item. Remember the price will have 20% deducted by the Center & 10% deducted by BBS, so price accordingly. If you have any questions, please feel free to call Pat Baker @ 443-326-1365 or email: patriciabaker18@hotmail.com

April 8th Meeting -- An Evening of Fun Beading and Free Beading Basic Workshops



Our regular BBS meeting in April featured an evening just working on our own individual jewelry or beading project and socializing, getting to know each other and having fun!! We also offered free workshop tables in 4 different topics for those who wanted to learn some basics.



Basic Stringing—Instructors: Bette Koger and Marie Glaser



Finishing Basics—Instructor: Pat Baker

Peyote Stitch—Instructors: Nancy Ennis, Shannon Nelson, and Nancy Coon



"She did it."



Ndebele Stitch—Instructor: Terri Wright



Caldron Crafts

"Kudos to BBS member, Murf Moorefield of Caldron Crafts, for giving us a 10% discount on gemstones purchased for our April General Meeting where we offered stringing and finishing techniques to members."

LIBRARY NEWS- LIBRARY NEWS

All of the books are now cataloged and there are current lists in the red notebook on the library shelves by author, title, and accession number—the arbitrary number by which they are placed on the shelf. When you are looking at them, please put them back on the shelves in numerical order so they are easy to find again.

I usually order in clumps to save time and postage and I will be placing an order again shortly. Please let me know if you have any suggestions and as I have money in my budget I will order them. Thank you to members for their wonderful suggestions in the past. I also look for reviews of new books as they are published and then try to get the actual book from the public library to preview before I order them. As I am a new beader, I appreciate your assistance and thank you to Chardell Kern and Karen Brand for looking at some of these for me.

In that same vein, I would love to have a volunteer who is willing to add subject headings to our books. I feel that someone else would do a much better job than I could given my knowledge at this point. If you are willing, you could sign out and take home a few books at a time and put the headings in either Excel or online. I would be happy to set you up to do it. The process is not very difficult. Please contact me at 410-429-4947 if you are interested.

In addition to our printed list of library holdings, I also have Excel files and an online version which is at the LibraryThing web site. A couple of people have said that they could not access our holdings and I did not find the interface particularly user-friendly either. Part of the problem is that I made the online library private so only BBS members could use it. If you do go into the records, please do not edit them and please remember to log back out. Some of our older and more informal publications are not online because they did not have an ISBN number (International Standard Book Number) but for those that did or I could find one for, they are in the database.

To use Library Thing, go to <http://www.librarything.com> Then use the group tab to get to the list of groups. I don't think the search works well, so go to "Complete list", then sort alphabetical. Click on the BBS name, click on "jgoodyear has made this group private". Then you will need to sign in as "BaltoBeadSociety" with no spaces. The password is "library". The default view is by title but if you go to "Display styles", view B is by author. You would be able to search by subject (tags) if someone would volunteer to put them on. I hope this helps. It sounds complicated but actually is not once you figure it out. There should be over 108 records—I am about to add more. I think you can get to two records without logging in which was a test I did that I don't know how to get rid of but we have many records in there now if you go in as directed above. I will also investigate a similar new library function in Google which I just read about when I have time. If it is a simple download, it would be good to have another online backup of our data although I am still planning on maintaining our Excel files just in case.

Magazines have been donated by several members including Ann Rowland and Cynthia Alcala (a former member and past president who recently moved to Arizona). Thank you to both of them. We also have had more offers of magazine donations and I am looking for a volunteer who would be willing to process magazines so they are ready to be checked out. This would involve stamping them and making cards for them. If anyone is interested, this can be done at home. I will be happy to show you how and give you the supplies. I have written directions on how to do it so it is quite easy. I hope to discuss our policy on magazines at the next board meeting. We need to decide what we will keep and for how long, whether we want our own subscriptions, what to do with duplicates or donations we do not want, and how we will handle

space issues.

We could also use a volunteer who would be my back up in case I cannot attend a meeting. You would just need to open up the library and check books in and out which is very easy.

Recently added books include the following:

181	Beads Make Your Own Unique Jewelry	Tomalin, Stefany
182	Creating Crystal Jewelry with Swarovski: 65 Sparkling Designs with Beads and Stones	McCabe, Laura
183	Designs in Miniature: The Story of Mosaic Glass	Bruhn, Jutta-Annette
183	Designs in Miniature: The Story of Mosaic Glass	Corning Museum of Glass
184	A Beadworker's Tool-Book	Preslar, Pam
185	Designs for Beadwork, Appliqué, & Em- broidery vol. 1	Doherty, Kay
186	Beaded Splendor	National Museum of African Art
187	Ethnic Beading for Today vol. 1	Sherwood, Jane
188	White Hearts, Feather, and Eye Beads from the West African Trade vol IV	John Picard
188	White Hearts, Feather, and Eye Beads from the West African Trade vol IV	Ruth Picard
189	Fancy Beads from the West African Trade	John Picard
189	Fancy Beads from the West African Trade	Ruth Picard
190	Russian Blues, Faceted and Fancy Beads from the West African Trade	John Picard
190	Russian Blues, Faceted and Fancy Beads from the West African Trade	Ruth Picard

Again, I am hoping that some of you will have the time to volunteer for a small piece of working on the library. I have been very gratified to see more people using the library. Thank you all for your support.

If you have overdue books, please return them at the next meeting. If you know you won't be at a meeting for several months, please mail them to the BBS at 8510 High Ridge Rd., Ellicott City, MD 21043

Judy Goodyear




HOW TO SPEND ALL DAY IN THE BEAD STORE, NOT DROP A BUNDLE, AND STILL COME HOME WITH A BAGFUL OF GOODIES

By Gay Durland

Accents Beads in Rockville held its second annual Teacher Trunk Show and Bead Swap on January 26, and it was great fun, not to mention all the great stuff I came home with!

The morning is dedicated to Accents' teachers (Nancy DeMulder, Paulette Baron, Jessie Stern, and others), who are set up to sell their own jewelry, or just to talk about the classes they teach, and to the three area bead societies, which are there to attract new members and raffle off 12 to 15 items each. Monica Camilli and I were there to represent the Baltimore Bead Society, and to buy a few raffle tickets – every table had such beautiful, must-have items! Accents donated a \$50 gift certificate, a Colorways kit (a color-themed assortment of seed beads and freshwater pearls, retail \$65), strands of gemstones, some Hill Tribes silver beads, and various books and magazines to each table – I had trouble deciding where to concentrate my tickets! One of our items was a gorgeous strand of large fluorite rondells that were close to an inch in diameter; I didn't win them, but I did win the two strands of beautiful bright blue faceted glass rondells off our table. Each table also had a wire crocheted pendant from Marla Rudnick, one of the teachers (ours looked like a seashell), a year's membership or two for that society, and at least one item from the society. The Baltimore Bead Society got to take home all the money for the raffle tickets we sold, and we did quite nicely – thank you Accents! for planning and hosting the event as well as for the generous donations.

The Bead Swap was in the afternoon, after the raffle (and after lunch – Accents put out a nice selection of finger food, soda and cookies for everyone). This looked like, at best, semi-controlled chaos, but it worked remarkably well, thanks to the organization of Carrie Johnson. There were four long tables set up, and somewhere around 40 participants; you got a cardboard tray and two nametags, one for the tray and one for you. You set out the beads you were swapping on the tray, and you could sit with it or wander and look at other people's beads. I took some bugle and seed beads, some glass beads and a carry case, thinking that it wasn't much so I wouldn't get much. Well – I came home with: seed beads, glass beads, pearls, a few Swarovskis, and gemstones – aventurine, sodalite, tourmalinated quartz, carved jasper, hematite it seemed like everything I got was much nicer than what I had given – I made out like a bandit, and everyone I talked to felt the same way! I've already volunteered for next year, by the way.



Classes given in April and May



April 17th: Part I Spiral Necklace
Instructor: Shannon Nelson



April 17th: Right-Angle Square Pendant
Instructor—Monica Camilli



May 15th: Part II Fringe Bead
Instructor: Shannon Nelson



Star's Clasps -- Jewelry Finishing, Exquisite Clasps, and Magical Pliers

Our regular BBS meeting for May featured a program by Kay McGivern and John Goss, owners of Star's Clasps in Vienna, VA. They demonstrated all types of finishing techniques for necklaces or bracelets, including the proper way of crimping, and the use of the relatively new crimping "Magical Pliers," which were available for sale to members. They discussed and solved some common jewelry design issues, and gave design advice to anyone who brought in something with a design problem. They had 5 tables of unusual clasps, semi-precious stones, and both vermeil and sterling silver chains that were designed exclusively for Star's Clasps.

There was a 10% discount on all purchases by BBS members, who showed their membership card. They also offered 50% off on all stone beads.



Kay McGivern showing different types of finishing techniques. She also gave demonstrations on using the Magical Pliers (shown at left).

Adventures in PMC & PMC Hollow Beads - Carleen Birnes of Bead Bungalow.

June - Adventures in PMC & PMC Hollow Beads - Carleen Birnes of Bead Bungalow demonstrates working with metal clay, firing by torch and kiln, all PMC processes, tools and supplies, and making a PMC bead.



Carleen Birnes of
Bead Bungalow
gives
Demonstration.

Classes given on June 19th

Crystal Earrings
Instructor: Karen Brand



Tennis Bracelet (Right-angle weave/Swarovski Crystals)
Instructor: Fannie Hymes

Loop-to-Loop Necklace
Instructor: Gay Durland





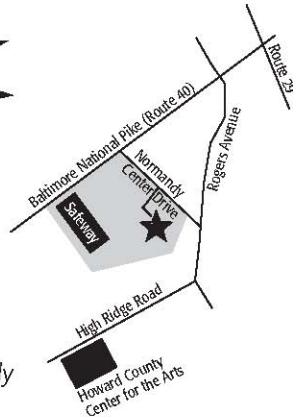
Beads, crystals, findings
and tools to make
beautiful jewelry.

Check out our
classes, too!

SPECIAL OFFER only for
Baltimore Bead Society Members!

**Get 10% off
ALL purchases
ALL the time!**

8480 Baltimore National Pike, #426
Ellicott City, MD 21043
(Inside Celtic Knot Yarn Shop and
next to Ledo's Pizza in the Normandy
Woods Shopping Center)



410-750-9430 • www.twobusybeads.com

Closed Mon, Tue 10-8, Wed-Sat 10-6, Sun 12-5

Accents Beads Presents



Our NEW Shopping Cart!
www.accentsbeads.com

**Hours: Monday – Saturday 10-5pm
Thursday 10-6:30pm**

Bring this ad with you next time you visit our show-
room and receive

\$10.00 Off

your purchase of \$100.00 or more

Not combinable with other discounts.



PRECIOUS STONES BEAD SHOPPE, LLC

Join our mailing list
www.preciousstonesbeadshop.net

- Classes
- Tools

Beads
Findings and more...

Hours

Tuesday	12:30—5:30
Wednesday	12:30—5:30
Thursday	12:30—5:30
Friday	12:30—5:30
Saturday	1:00—4:00

10% OFF

Bring this flyer and receive
10% off of your purchase
Limit one per customer. Can not be combined
with any other offers.

28 Bloomsbury Avenue,
Catonsville, MD 21229
410.747.7329

It's more than beads, It's the experience!

Terra Firma Enterprises, Inc.

Friendly Service Since 1989

Beads & Supplies-Tools-GF-Silver-Brass-Copper-Wire-
Cabs-Findings-Glass & Fusing Supplies-Tumbling
Supplies-Wire Wrapping-Findings-Chain-Swarovski-
Czech-African Beads-Stone Beads-SoftTouch-SoftFlex-
Beadsmith-Euro Tool-Grobet

1316 Reisterstown Road
Pikesville, Maryland 21208
(410) 602-2232 FAX (410) 602-8089
e-mail tfestore@yahoo.com
www.baltimorebeads.com

Check website for class schedules

HOURS:

Tuesday thru Friday

11 AM to 6 PM

Saturday

11 AM to 4 PM

Sunday & Monday

CLOSED



1 coupon per
purchase

10% off

all items*

**Except Sterling & GF
sheet & wire and Classes*

Baltimore Bead Society
Members only*

* Proof of Membership May be Required

By Devin Somerville



Soft Flex Company **GlassArt & BEADFESTIVALS**

A Celebration of Beads, Gems & Glass Art

CALIFORNIA

Sonoma, CA

August 2-3, 2008

Sonoma Veterans Memorial Building – Downtown
126 First Street West • Sonoma, CA 95476

Hawaii

Honolulu, HI

September 26-28, 2008 & March 6-8, 2009

Ward Warehouse – Second Floor
1050 Ala Moana Blvd • Honolulu, HI 96814

New York

New York City, NY

October 17-19, 2008

Radisson Martinique – On Broadway
49 West 32nd Street • New York, NY 10001

For more information about Festivals, Products or Services contact us at
Toll Free Phone (866) 925-FLEX (3539)

www.SoftFlexCompany.com

Baltimore Bead Society

8510 High Ridge Road

Ellicott City, MD 21043

Membership Form

NAME _____

BUSINESS NAME _____

ADDRESS _____

CITY/STATE/ZIP _____

HOME PHONE _____

WORK PHONE _____

FAX _____

E-MAIL _____

DUES - \$25.00 PER YEAR

Send check payable to:

The Baltimore Bead Society

I would like to help
these committees:

☐ Bead Bazaar

☐ Hospitality

☐ Library

☐ Newsletter

☐ Membership

☐ Workshops

☐ Others _____

☐ My skills are: _____